




The module MN-BC-PP consists of two parts.

All forms  mentioned are provided on the website (Biochemistry > Master of science > Documents, Forms, Organization): <http://www.bc.uni-koeln.de/16219.html>

Part 1 of PP: Scientific Discourse

- Attend ten scientific talks offered by different institutes (see white list) over your whole study period.
-  Document each attendance by obtaining a signature (see  “MN-BC-PP_Scientific Discourse”)
-  hand in the completely filled out form to the Examinations Office

White list

- Biochemical colloquium at the Institute of Biochemistry (Zülpicher Str.) – (<http://www.biochemie.uni-koeln.de/13703.html>)
- Friday seminar on molecular and computational biology at the Institute for Genetics (<http://www.genetik.uni-koeln.de/16253.html?&L=1>)
- CMMC seminars (<https://www.cmmc.uni-koeln.de/events/seminars/>)
- MitoClub (<http://sfb1218.uni-koeln.de/mitoclub.html>)
- CECAD seminars (<http://www.cecad.uni-koeln.de/about/news/article/cologne-seminars-on-ageing-2018-schedule/>)
- GDCh seminars (<https://www.chemie.uni-koeln.de/termine-gdch.html>)




NOTE: This part is valid for all students, who start their master study program in the summer term 2018 and all cohorts afterwards.

Part 2 of PP: Project Proposal Report



Organization

- The supervisor of your project proposal has to be also the supervisor of your master Thesis. He/she is responsible for the assessment and grading of your PP-report.
- If you want to perform your PP-module and thus your master thesis at an external institution¹ please read/consider the guidance for students for the Master Thesis Module provided on the homepage in advance (<http://www.bc.uni-koeln.de/16219.html>).

Before you start

1. Find your supervisor and define a research topic.
2.  Fill out and sign Part I of the application form together with your supervisor (see  “MN-BC-PP_Project Proposal”)
3.  Hand in a copy or scanned version of the form to the Master’s Office of Examinations at least two weeks before you start working.


When you are done

1.  Make sure your supervisor fills out Part II of the form “MN-BC-PP_Project Proposal” => grading of your proposal
2.  Hand in the original of the filled out and signed form to the Master’s Office of Examinations
3. Hand in a pdf-version of the project proposal to the Master’s Office of Examinations

¹ definition what is an internal/external institution is provided on the homepage under instructions for the master’s thesis

What to do

The project proposal is considered as a theoretical and conceptual preparation for your master's thesis and thus deals with the same scientific subject. It does not involve practical work. Please allow a time of 4 weeks for the preparation of your report. During this time you should not start working on your master thesis in the lab.

Your project proposal report you should involve a project description, research objectives, a timed work program, description of data handling and funding. These topics are main parts of research proposals used for application of funding. Write your proposal by using the  template provided on the homepage (it includes comments about the expected content of the various chapters).

Your final proposal should cover at least 15 DIN A4 pages and not more than 20 DIN A4 pages in total.